


SR·SS

SR

**FOUR POLE HALF SIZE
HIGH-PERFORMANCE RELAY**

QUALIFIED TO MIL-R-39016/40



TERMINAL VIEW


FEATURES

- Hermetically sealed
- Up to 2 amps switching
- High shock & vibration ratings
- Optional terminals & mounting styles
- 4 form C Hi-density design

SS

**SIX POLE HALF SIZE
HIGH-PERFORMANCE RELAY**

DESIGNED TO MIL-R-39016



TERMINAL VIEW

FEATURES

- Hermetically sealed
- Up to 2 amps switching
- High shock & vibration ratings
- Optional terminals & mounting styles
- 6 form C Hi-density design

ELECTRICAL CHARACTERISTICS

CONTACT ARRANGEMENT

SR: 4 Form C (4PDT)
SS: 6 Form C (6PDT)

CONTACT MATERIAL

Stationary:
Gold plated hardened silver alloy
Moveable:
Gold plated hardened silver alloy

CONTACT RESISTANCE

Before Life: 50 milliohms max.
(measured at 10 mA @ 6 Vdc)

After Life: 100 milliohms max.
(measured @ 2 A @ 28 Vdc)

MECHANICAL LIFE EXPECTANCY

1 million operations min.

COIL VOLTAGE

6 to 26.5 Vdc

COIL POWER

2.6 watts max. @ 25°C

DUTY CYCLE

Continuous

PICK-UP VOLTAGE

Approximately 50% of
nominal coil voltage

PICK-UP SENSITIVITY

475 mW

CONTACT RATINGS

CONTACT LOAD	TYPE	OPERATIONS MIN.
2 A @ 28 Vdc	Resistive	100,000
0.3 A @ 115 Vac, 60 Hz & 400 Hz	Resistive	100,000
0.75 A @ 28 Vdc	Inductive (200mH)	100,000
0.1 A @ 28 Vdc	Intermediate	50,000
0.2 A @ 28 Vdc	Lamp	100,000
10 µA @ 50 mV	Low Level	1,000,000



SR • SS

OPERATING CHARACTERISTICS

TIMING

Operate Time:
5.0 ms max.

Release Time:
5.0 ms max.

CONTACT BOUNCE

5.0 ms max. (SR)
5.0 ms max. (SS)

DIELECTRIC WITHSTANDING VOLTAGE

Between Open Contacts:
350 Vrms 60 Hz

Between Adjacent Contacts:
500 Vrms 60 Hz

Between Contacts and Coil:
500 Vrms 60 Hz

INSULATION RESISTANCE

1,000 megohms min. @ 500 Vdc

ENVIRONMENTAL CHARACTERISTICS

TEMPERATURE RANGE

-65°C to +125°C

WEIGHT

0.28 oz. (7.8 gms)

VIBRATION RESISTANCE

15 G's, 10 to 2,000 Hz

SHOCK RESISTANCE

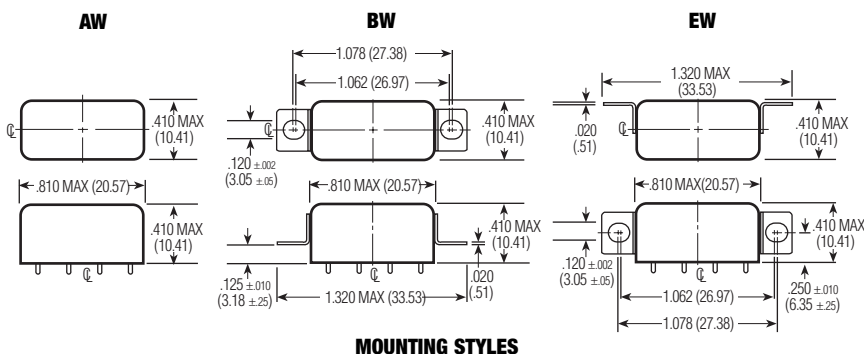
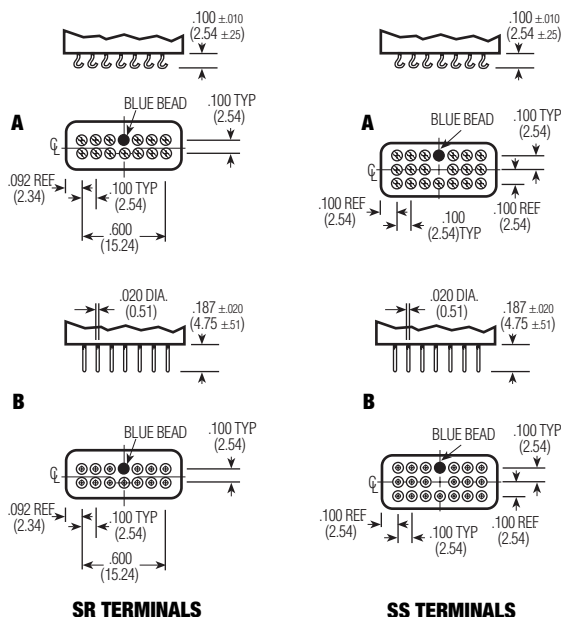
100 G's, 6 ± 1 ms

QPL APPROVAL

MIL-R-39016/40 (SR)

QPL EQUIVALENT

MIL-R-39016 (SS)



STANDARD COIL DATA

NOM. COIL VOLTAGE (Vdc)	COIL RESISTANCE IN OHMS ±10% @ 25°C	PICKUP VOLTAGE Vdc (MAX.) @ 25°C	PICKUP VOLTAGE Vdc (MAX.) @ 125°C	DROPOUT VOLTAGE Vdc (MIN.) @ 25°C	DROPOUT VOLTAGE Vdc (MIN.) @ -65°C	NOM. COIL POWER (W) @ 25°C	MAX. COIL VOLTAGE	COIL DESIG.
5.0	20	2.75	3.8	0.35	0.23	1.25	6.0	5
6.0	25	3.5	4.5	0.45	0.3	1.44	8.0	6
12.0	100	6.5	9.0	0.9	0.6	1.44	15.0	12
26.5	390	14.0	18.0	1.8	1.2	1.8	32.0	24

SPECIFYING A PART NUMBER EXAMPLE:

TYPE	MOUNTINGS	CONTACTS	COILS	TERMINALS
SR	BW-	4C-	24	B
SS	BW-	6C-	24	B

