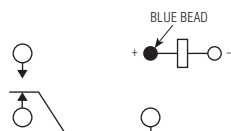


# C

## C

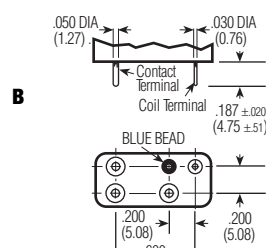
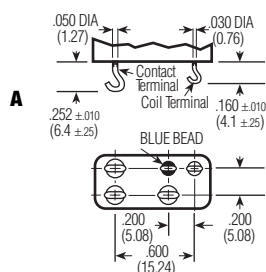
### SINGLE POLE, HALF SIZE HIGH PERFORMANCE RELAY



TERMINAL VIEW

#### FEATURES

- Hermetically sealed
- Up to 10 amps switching
- High shock & vibration ratings
- Optional terminals & mounting styles



TERMINALS

#### ELECTRICAL CHARACTERISTICS

##### CONTACT ARRANGEMENT

1 Form C (SPDT)

##### CONTACT MATERIAL

Stationary: Hardened silver alloy

Moveable: Hardened silver alloy

##### CONTACT RESISTANCE

Before Life: 50 Milliohms max.  
(measured at 10 mA @ 6 Vdc)

After Life: 100 Milliohms max.  
(measured @ 1 A @ 28 Vdc)

##### CONTACT RATING

Contact Load: 10 A 28 Vdc

Type: Resistive

Operations min. 50,000

##### MECHANICAL LIFE EXPECTANCY

1 million operations min.

##### COIL VOLTAGE

6 to 26.5 Vdc

##### COIL POWER

1.4 watts max. @ 25°C

##### DUTY CYCLE

Continuous

##### PICK-UP VOLTAGE

Approximately 50% of nominal coil voltage

##### PICK-UP SENSITIVITY

260 mW

#### OPERATIONAL CHARACTERISTICS

##### TIMING

Operate Time: 5.0 ms max.

Release Time: 5.0 ms max.

##### CONTACT BOUNCE

5.0 ms max.

##### DIELECTRIC WITHSTANDING VOLTAGE

Between Open Contacts:

500 Vrms 60 Hz

Between Adjacent Contacts:

1000 Vrms 60 Hz

Between Contacts and Coils:

1000 Vrms 60 Hz

##### INSULATION RESISTANCE

1,000 megohms min. @ 500 Vdc

#### ENVIRONMENTAL CHARACTERISTICS

##### TEMPERATURE RANGE

-65°C to +125°C

##### WEIGHT

0.28 oz. (8 grams) max.

##### VIBRATION RESISTANCE

20 G's, 10 to 2,000 Hz

##### SHOCK RESISTANCE

100 G's, 6 ± 1 ms

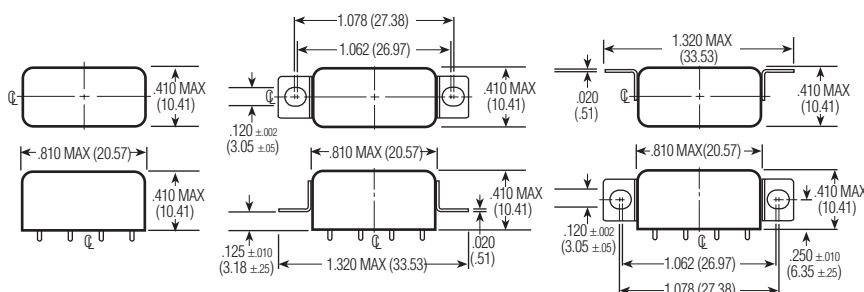
##### DESIGNED TO

MIL-R-39016

AW

BW

EW



MOUNTING STYLES

#### STANDARD COIL DATA

NOM. COIL VOLTAGE (Vdc)	COIL RESISTANCE IN OHMS ±10% @ 25°C	PICKUP VOLTAGE Vdc (MAX.) @ 25°C	PICKUP VOLTAGE Vdc (MAX.) @ 125°C	DROP-OUT VOLTAGE Vdc (MIN.) @ 25°C	DROP-OUT VOLTAGE Vdc (MIN.) @ -65°C	NOM. COIL POWER (W) @ 25°C	MAX. COIL VOLTAGE	COIL DESIG.
6.0	40	3.5	4.5	0.45	0.3	.9	8.0	6
12.0	160	6.5	9.0	0.9	0.6	.9	15.0	12
26.5	700	14.0	18.0	1.8	1.2	1.0	32.0	24

SPECIFYING A PART NUMBER EXAMPLE:

TYPE C MOUNTINGS BW- CONTACTS 1C- COILS 24 TERMINALS B

